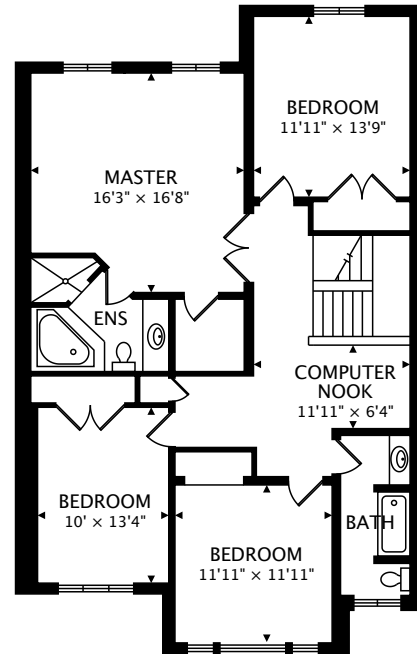
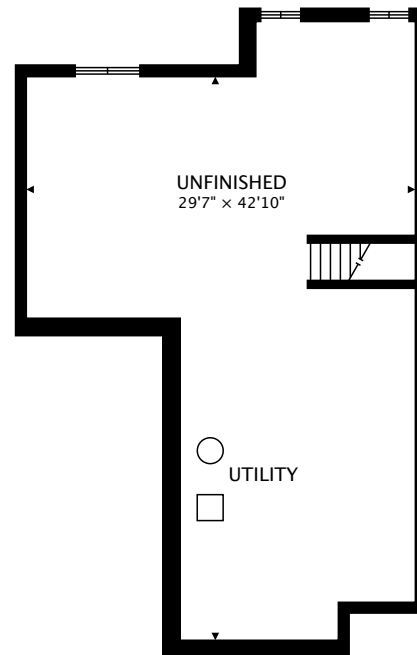


**MAIN**  
1169 sq ft + 226 sq ft GARAGE




**SECOND**  
1392 sq ft



**LOWER**  
1148 sq ft BELOW GRADE

**TOTAL**

2561 sq ft + 1148 sq ft BELOW GRADE + 226 sq ft GARAGE



CAPTURED ON: 16 MAY 2017  
DIMENSIONS, AREAS, LAYOUTS AND DETAILS ARE APPROXIMATE AND SHOULD BE CONSIDERED ILLUSTRATIVE ONLY.